



**FOREST SERVICE MANUAL
NATIONAL HEADQUARTERS (WO)
WASHINGTON, DC**

**FSM 2300 – RECREATION, WILDERNESS, AND RELATED
RESOURCE MANAGEMENT**

CHAPTER 2350 – TRAIL, RIVER, AND SIMILAR RECREATION OPPORTUNITIES

Directive No.: The Directive Manager completes this field.

Effective Date: The Directive Manager completes this field.

Duration: This amendment is effective until superseded or removed.

Approved: NAME OF APPROVING OFFICIAL **Date Approved:** mm/dd/yyyy
Title of Approving Official

Posting Instructions: Amendments are numbered consecutively by Handbook number and calendar year. Post by document at the end of the chapter. Retain this transmittal as the first page(s) of this document. The last amendment was #####.##-YYYY-# to chapter ##.

New Document	2358	35 Pages
Superseded Document(s) (Interim Directive Number and Effective Date)		Pages

Digest:

2358 – Adds new direction to establish consistent national training, evaluation, and certification requirements for the use of chain saws and crosscut saws by employees, volunteers, training consultants, and cooperators on National Forest System lands. This directive supersedes all Forest Service regional supplements to FSH 6709.11, section 22.48.

**FSM 2300 – RECREATION, WILDERNESS, AND RELATED RESOURCE MANAGEMENT
CHAPTER 2350 – TRAIL, RIVER, AND SIMILAR RECREATION OPPORTUNITIES**

Table of Contents

2358 - Saw Program	3
2358.01 – Authority	3
2358.02 – Objective	4
2358.03 – Policy	4
2358.04 – Responsibility	5
2358.04a – Washington Office Director of Recreation, Heritage, and Volunteer Resources (RHVR)	5
2358.04b – National Saw Program Manager	6
2358.04c – The TAG	6
2358.04d – Regional Foresters	7
2358.04e – Forest Supervisors	7
2358.04f – District Rangers	8
2358.04g – Regional Saw Program Managers	8
2358.04h – Regional Safety and Occupational Health Managers	9
2358.04i – Saw Program Coordinators	9
2358.04j – First-Line Supervisors	10
2358.04k – Sawyer Instructors	10
2358.04l – Sawyer Evaluators	11
2358.04m – Sawyers	11
2358.05 – Definitions	12
2358.06 – Qualifications	16
2358.1 – Training, Knowledge, and Skill Requirements	17
2358.2 – Sawyer Training and Field Proficiency Evaluation	25
2358.21 – Sawyer Training and Field Proficiency Reevaluation	25
2358.22 – Revocation of Certification	25
2358.3 – Saw Program Monitoring and Evaluation	26
2358.4 – Saw-Related Accidents and Near Misses	34
2358.5 – Specialty Saw Uses [Reserved]	35
2358.6 – Saw Operations	35

**FSM 2300 – RECREATION, WILDERNESS, AND RELATED RESOURCE MANAGEMENT
CHAPTER 2350 – TRAIL, RIVER, AND SIMILAR RECREATION OPPORTUNITIES**

2358 – SAW PROGRAM

This section covers only chain saws and crosscut saws as defined in FSM 2358.05. The operation of saws not covered by this section, such as bow saws, pruning saws, brush saws, and pole saws, requires appropriate training (FSH 6709.11, ch. 41).

The direction within this section applies to all activities on National Forest System lands (NFS) that involve the use of saws, unless a separate interagency agreement covers that activity. The Forest Service Saw Program provides direction on qualifications, training, evaluation, and certification requirements for Forest Service employees, volunteers, Training Consultants, and cooperators using saws on NFS lands.

The terms “saw” and “Saw Program” refer to both chain saws and crosscut saws, unless specified otherwise, for the purposes of this directive.

The Wilderness Act and FSM 2320 govern the type of saw use allowed in the wilderness.

2358.01 – Authority

The principal authorities and regulations for the Forest Service Saw Program are:

1. Occupational Safety and Health Act of 1970, Section 6 (29 U.S.C. 655) and Section 19 (29 U.S.C. 668).
2. Executive Order 12196, Occupational Safety and Health Programs for Federal Employees.
3. Title 29, Code of Federal Regulations:
 - a. Part 570, Subpart E – Occupations Particularly Hazardous for the Employment of Minors Between 16 and 18 Years of Age or Detrimental to Their Health or Well-Being.
 - b. 1910.95 – Occupational Noise Exposure.
 - c. 1910.132 – Personal Protective Equipment.
 - d. 1910.151 – General Requirements.
 - e. 1910.242 – Hand and Portable Powered Tools and Equipment, General.
 - f. 1910.266 – Logging Operations.
 - g. Part 1960 – Basic Program Elements for Federal Employee Occupational Safety and Health Programs and Related Matters.

**FSM 2300 – RECREATION, WILDERNESS, AND RELATED RESOURCE MANAGEMENT
CHAPTER 2350 – TRAIL, RIVER, AND SIMILAR RECREATION OPPORTUNITIES**

4. Forest Service Handbook (FSH) 6709.11, Health and Safety Code Handbook.
5. FSH 1509.11, Grants, Cooperative Agreements, and Other Agreements Handbook.

2358.02 – Objective

The objective of this directive is to establish minimum prerequisites and standards for training, field proficiency evaluation, and qualification requirements for the safe use of saws by Forest Service employees, Training Consultants, volunteers, and cooperators on NFS lands.

2358.03 – Policy

1. Allow the use of saws on NFS lands only if the sawyer has successfully completed training and field evaluation, possesses a valid National Sawyer Certification Card, and meets any other specified qualifications to perform assigned saw work, including current first aid and cardiopulmonary resuscitation (CPR) certification.
2. Ensure that employee and volunteer sawyers, Sawyer Instructors, Sawyer Evaluators, and Training Consultants who use saws on NFS lands are trained, qualified, and certified in accordance with this directive.
3. Ensure that agreements with cooperators (other than those working under interagency fire management cooperative agreements) provide that the cooperators are responsible for sawyer training and the certification of their employees and volunteers in accordance with this directive. Appropriate provisions regarding use of saws must be inserted in cooperative agreements per FSH 1509.11, section 91.2. See FSM 1580 and FSH 1509.11, chapter 90, for direction on cooperative agreements generally. See FSH 1509.11, chapter 50, for direction on interagency fire management agreements. See FSH 1509.11, section 91.2, for direction on certification of cooperators' sawyers. Cooperators may participate in nationally recognized sawyer training courses (NRSTCs) offered by the Forest Service or may train and certify their volunteers and employees through NRSTCs offered by Forest Service-recommended cooperator Sawyer Evaluators and Sawyer Instructors (FSM 2358.04g, para. 4).
4. Ensure that sawyers do not use saws outside the limits of their certification or qualifications, except during formal evaluation proceedings or under the immediate supervision of a higher Qualified Sawyer. A Crosscut Sawyer Trainee may use a crosscut saw only under the immediate supervision of a Qualified Sawyer and only for bucking.
5. The completion of classroom, field proficiency, and evaluation requirements may result in certification, certification with restrictions, or no certification.
6. Chain saw sawyers must be at least 18 years of age (29 CFR Part 570, Subpart E). Crosscut sawyers should be at least 16 years of age.

**FSM 2300 – RECREATION, WILDERNESS, AND RELATED RESOURCE MANAGEMENT
 CHAPTER 2350 – TRAIL, RIVER, AND SIMILAR RECREATION OPPORTUNITIES**

2358.04 – Responsibility

2358.04 – Exhibit 01

Delegated Authorities

Task	Regional Forester	Forest Supervisor	District Ranger	Regional Saw Program Manager	Saw Program Coordinator
Implementing the Saw Program	Has authority*	Delegation permitted**	Delegation permitted	Delegation not permitted	Delegation not permitted
Appointing the Regional Saw Program Manager	Has authority	Delegation not permitted	Delegation not permitted	Delegation not permitted	Delegation not permitted
Designating the Saw Program Coordinator for an administrative unit	---	Has authority	Delegation permitted	Delegation not permitted	Delegation not permitted
Signing National Sawyer Certification Cards***	Has authority	Has authority	Has authority	Delegation permitted	Delegation permitted
Revoking National Sawyer Certification Cards	Has authority	Delegation permitted	Delegation permitted	Delegation not permitted	Delegation not permitted
Approving Training Consultants and volunteer Sawyer Instructors and Sawyer Evaluators	Has authority	Delegation not permitted	Delegation not permitted	Delegation permitted	Delegation not permitted
Providing cutting areas to meet Saw Program training requirements and maintain sawyer proficiency	---	Has authority	Delegation permitted	Delegation not permitted	Delegation not permitted
Meeting periodically with the Saw Program Coordinator to review the Saw Program	---	Has authority	Delegation permitted	Delegation not permitted	Delegation not permitted

* Only Line Officers can delegate authority.

** “Delegation permitted/not permitted” means may/may not be delegated to this level.

*** Certifying Officials for cooperator sawyers under an FSM 1580 agreement should follow the language in the agreement (FSM 1509.11, sec. 91.2).

2358.04a – Washington Office Director of Recreation, Heritage, and Volunteer Resources (RHVR)

It is the responsibility of the Washington Office, Director of Recreation, Heritage, and Volunteer Resources (RHVR) to

1. Implement the Saw Program consistent with the requirements in this directive.
2. Develop and revise policy on use of saws that covers, at a minimum:

**FSM 2300 – RECREATION, WILDERNESS, AND RELATED RESOURCE MANAGEMENT
CHAPTER 2350 – TRAIL, RIVER, AND SIMILAR RECREATION OPPORTUNITIES**

- a. Standards.
 - b. Qualifications.
 - c. Initial and recurrent training requirements.
 - d. Currency and proficiency of skills.
 - e. Field evaluation and reevaluation.
 - f. Required personal protective equipment (PPE).
 - g. Operational procedures.
 - h. Job hazard analysis (JHA).
3. Coordinate with other resource program areas prior to making policy changes to the Saw Program.

2358.04b – National Saw Program Manager

It is the responsibility of the National Saw Program Manager to:

1. Submit a letter to the Washington Office Director of RHVR to document approval of each NRSTC and maintain a list of NRSTCs.
2. Coordinate regional NRSTCs and certification programs and manage day-to-day operations of the Saw Program.
3. Monitor and evaluate the Saw Program in accordance with FSM 2358.5.
4. Serve as chairperson or designate a chairperson for the Saw Program Technical Advisory Group (TAG).
5. Maintain a list of Regional Saw Program Managers.
6. Coordinate or assist in review and analysis of saw-related accidents and near misses.
7. Serve as liaison with Federal, State, local, tribal, and private entities on saw matters.
8. Recommend revisions to the Saw Program directives to the Washington Office Director of RHVR.

2358.04c – The TAG

The TAG provides multidisciplinary expertise in saw operations. The TAG consists of the National Saw Program Manager, Regional Saw Program Managers, a representative from the

**FSM 2300 – RECREATION, WILDERNESS, AND RELATED RESOURCE MANAGEMENT
CHAPTER 2350 – TRAIL, RIVER, AND SIMILAR RECREATION OPPORTUNITIES**

Forest Service Technology and Development centers, and other saw and safety-related subject matter experts. The purpose of the TAG is to develop, coordinate, and provide advice and guidance to the National Saw Program Manager in connection with training, skills, and safety for all aspects of saw operations. In particular, the TAG recommends NRSTCs to the National Saw Program Manager.

2358.04d – Regional Foresters

It is the responsibility of the Regional Foresters to:

1. Implement the Saw Program in their region, which includes:
 - a. Provide for training and certification of Forest Service employees and volunteers who use saws in accordance with this directive; and
 - b. Incorporate appropriate provisions into FSM 1580 agreements (per FSH 1509.11, sec. 91.2) that states cooperators are responsible for sawyer training and certification of their employees and volunteers in accordance with this directive.
2. Appoint in writing, the Regional Saw Program Manager.
3. Sign National Sawyer Certification Cards as the Certifying Official based on the requisite Sawyer Evaluator recommendation. This authority may be delegated to the Regional Saw Program Manager and Saw Program Coordinators (FSM 2358.04, ex. 01).
4. Revoke, in writing, sawyers' National Sawyer Certification Card when their demonstrated skills are no longer considered adequate or they are deemed by a Sawyer Evaluator to be a danger to themselves or others. This authority may be delegated to Forest Supervisors and District Rangers (FSM 2358.04, ex. 01).
5. Approve, in writing, Training Consultants and volunteer Sawyer Instructors and Sawyer Evaluators based on a written recommendation from the Regional Saw Program Manager. This authority may be delegated to the Regional Saw Program Manager (FSM 2358.04, ex. 01).

2358.04e – Forest Supervisors

It is the responsibility of the Forest Supervisors to:

1. Coordinate with affected staff within their jurisdiction to secure sufficient resources for administration of the Saw Program.
2. Designate in writing the Saw Program Coordinator for their administrative unit and specify in writing the length of the appointment, responsibilities, and criteria for renewal

**FSM 2300 – RECREATION, WILDERNESS, AND RELATED RESOURCE MANAGEMENT
CHAPTER 2350 – TRAIL, RIVER, AND SIMILAR RECREATION OPPORTUNITIES**

of the designation. This authority may be delegated to District Rangers (FSM 2358.04, ex. 01).

3. Sign National Sawyer Certification Cards as the Certifying Official based on the requisite Sawyer Evaluator recommendation. This authority may be delegated to the Saw Program Coordinator (FSM 2358.04, ex. 01).
4. Provide cutting areas to meet Saw Program training requirements and maintain sawyer proficiency. This authority may be delegated to District Rangers (FSM 2358.04, ex. 01).
5. Meet periodically with the Saw Program Coordinator to review the Saw Program for their administrative unit.

2358.04f – District Rangers

It is the responsibility of the District Rangers to:

1. Provide input on the selection of the Saw Program Coordinator for their administrative unit.
2. Sign National Sawyer Certification Cards as the Certifying Official based on the requisite Sawyer Evaluator recommendation. This authority may be delegated to the Saw Program Coordinator (FSM 2358.04, ex. 01).

2358.04g – Regional Saw Program Managers

It is the responsibility of the Regional Saw Program Managers to:

1. Serve as the primary contact for Saw Program Coordinators in their region.
2. Guide and assist Sawyer Evaluators, Sawyer Instructors, and sawyers with implementation and monitoring of saw operations.
3. Serve on the TAG.
4. Develop and maintain a cadre of Sawyer Instructors and Sawyer Evaluators, as well as schedule and coordinate training for Saw Program Coordinators. This responsibility includes the evaluation of Training Consultants, volunteers and cooperators, Sawyer Instructors and Sawyer Evaluators, and a recommendation based on that evaluation to the Certifying Official .
5. Coordinate and maintain all required records for the Saw Program in their Region. This authority may be delegated to Saw Program Coordinators in their region.

**FSM 2300 – RECREATION, WILDERNESS, AND RELATED RESOURCE MANAGEMENT
CHAPTER 2350 – TRAIL, RIVER, AND SIMILAR RECREATION OPPORTUNITIES**

6. Notify the Regional Safety and Occupational Health Manager, Regional Forester, and National Saw Program Manager when serious saw accidents or fatalities occur and share lessons learned from those incidents with other Regional Saw Program Managers.
7. Supplement NRSTC curriculum and field proficiency evaluations, as appropriate, to reflect unique or special conditions, such as storm damage or disease outbreaks.
8. Monitor and evaluate the Saw Program in accordance with FSM 2358.5.
9. Periodically monitor saw instruction given by both Forest Service and volunteer or cooperator organizations to assess Sawyer Instructors' effectiveness and to determine compliance with this directive.
10. Regularly meet with Saw Program Coordinators and C Sawyer Evaluators.
11. Make recommendations in writing to the District Ranger or Forest Supervisor regarding the designation of C Sawyer Evaluators. This authority may be delegated to another C Sawyer Evaluator.

2358.04h – Regional Safety and Occupational Health Managers

It is the responsibility of the Regional Safety and Occupational Health Managers to:

1. Monitor the Saw Program and assist the Regional Saw Program Manager, when requested (FSM 2358.5).
2. Provide guidance on compliance with the Occupational Safety and Health Act of 1970 and its implement regulations, 29 CFR Part 1910, as applicable to the Saw Program.
3. Review all saw incidents or accident reports submitted by the Saw Program Coordinator and provide oversight and assistance with saw-related accidents and near misses through service as a member of the Saw Accident Investigation Team.
4. Notify the Regional Saw Program Manager of review of saw-related accidents and near misses.

2358.04i – Saw Program Coordinators

It is the responsibility of the Saw Program Coordinators to:

1. Serve as the primary contact for Line Officers and First-Line Supervisors in their administrative unit.
2. Assist Sawyer Evaluators, Sawyer Instructors, and Sawyers with the implementation and monitoring of on-the-ground saw operations.

**FSM 2300 – RECREATION, WILDERNESS, AND RELATED RESOURCE MANAGEMENT
CHAPTER 2350 – TRAIL, RIVER, AND SIMILAR RECREATION OPPORTUNITIES**

3. Develop and maintain a cadre of Sawyers, Sawyer Evaluators, and Sawyer Instructors, as well as schedule and coordinate training for sawyers.
4. Monitor and evaluate the Saw Program in accordance with FSM 2358.5.
5. Review final reports of saw-related accidents and near misses.
6. Coordinate with the appropriate Line Officers, the Regional Saw Program Manager, and other Saw Program Coordinators to report Saw Program accomplishments, issues, concerns, and recommendations for improvement of the Saw Program.
7. Maintain sawyer proficiency sufficient to train, evaluate, and reevaluate Sawyer Instructors and Sawyer Evaluators.
8. Identify sawyers whose demonstrated skills are no longer considered adequate or who are a danger to themselves or others and recommend revocation of their National Sawyer Certification Card to the appropriate Line Officer.

2358.04j – First-Line Supervisors

It is the responsibility of the First-Line Supervisors to:

1. Notify the local Line Officer of the need for Qualified Sawyers.
2. Provide opportunities for sawyers to receive proper training, including training on first aid and CPR, and any additional requirements specified in the Job Hazards Analysis (JHA) and field evaluation necessary for saw use.
3. Maintain records of all required training for sawyers under their supervision.
4. Monitor sawyers under their supervision, including terminating and correcting any hazardous operation of saws that they observe.
5. Provide a recommendation to the appropriate Line Officer on suspension or revocation of a sawyer's National Sawyer Certification Card when the sawyer violates these directives and notifying the Saw Program Manager when this recommendation is made.

2358.04k – Sawyer Instructors

It is the responsibility of the Sawyer Instructors to:

1. Instruct at the skill level commensurate with their saw qualifications and recommend that sawyers who have successfully completed the requisite NRSTCs be evaluated for certification.
2. Conduct sawyer training using NRSTCs.

**FSM 2300 – RECREATION, WILDERNESS, AND RELATED RESOURCE MANAGEMENT
CHAPTER 2350 – TRAIL, RIVER, AND SIMILAR RECREATION OPPORTUNITIES**

3. Confer periodically with the Saw Program Coordinator to provide continuity in the Saw Program in their jurisdiction.
4. Monitor and evaluate the Saw Program in their jurisdiction in accordance with FSM 2358.5.

2358.04l – Sawyer Evaluators

It is the responsibility of the Sawyer Evaluators to:

1. Evaluate and reevaluate sawyers' proficiency in the field using the Sawyer Training and Field Evaluation form (FSM 2358.3, ex. 03 and 04) and assist Saw Program Coordinators in their jurisdiction.
2. Input information from Sawyer Training and Field Evaluation forms (FSM 2358.3, ex. 03 and 04) into the National Sawyer Certification Database.
3. Sign National Sawyer Certification Cards as the Sawyer Evaluator for evaluated sawyers that are determined to have satisfactorily met the requirements for safely using saws and recommending them for certification by the Certifying Official.

2358.04m – Sawyers

It is the responsibility of the sawyers to:

1. Perform all work safely and within the scope of their current certification as documented on their National Sawyer Certification Card (FSM 2358.3, ex. 05).
2. Maintain proper saws, tools, and accessories in good repair before starting any sawing assignment, including protecting saws, tools, and accessories from damage during transport or use.
3. Notify their First-Line Supervisor or Saw Program Coordinator of any sawing assignment that they are not comfortable performing or that is beyond their ability to perform.
4. Maintain records of all completed sawyer training and certifications they have obtained and annually present verification of first aid and CPR training to their First-Line Supervisor.
5. Report all saw accidents and near misses to the Safety and Health Information Portal System (SHIPS).

**FSM 2300 – RECREATION, WILDERNESS, AND RELATED RESOURCE MANAGEMENT
CHAPTER 2350 – TRAIL, RIVER, AND SIMILAR RECREATION OPPORTUNITIES**

2358.05 – Definitions

Advanced Teaching Method or Technique. A method or technique for teaching adult learners that takes into consideration different learning abilities, motivations, and life experiences.

Certifying Official. The Regional Forester, Forest Supervisor, District Ranger, or, with delegated authority, the Regional Saw Program Manager or Saw Program Coordinator who confirms that a sawyer meets applicable training and field proficiency requirements and can competently saw at the identified skill level based on the requisite Sawyer Evaluator recommendation.

A Sawyer. An apprentice sawyer who may saw only in the least complex situations or, for training purposes, at the next higher level and in either case only under the immediate supervision of a B or C Sawyer qualified to supervise the work (FSM 2358.1, ex. 02).

B Sawyer – Bucking Only (not applicable in the fire management context). An intermediate Sawyer who may independently buck and limb any size material in moderately complex situations within the restrictions noted on the sawyer's National Sawyer Certification Card and who may saw at the next higher level, but only under the immediate supervision of a sawyer qualified to supervise the work (FSM 2358.1, ex. 02).

B Sawyer – Felling and Bucking. An intermediate sawyer who may independently fell, buck, and limb any size material in moderately complex situations within the restrictions noted on the sawyer's National Sawyer Certification Card; who may saw at the next higher level under the immediate supervision of a sawyer qualified to supervise the work (FSM 2358.1, ex. 02); and who may also conduct classroom and field training for A and B Sawyers with prior written approval from the Saw Program Coordinator.

Brushing. Removing brush and shrubs, either during fire line construction or while clearing out a work area.

Bucking. Sawing logs and limbs into shorter lengths.

C Sawyer – Bucking Only (not applicable in the fire management context). An advanced sawyer who may independently buck and limb any size material in highly complex situations based on the Regional Saw Program Manager's or Saw Program Coordinator's written recommendation, which must be supported by demonstrated advanced saw knowledge and skills and, in most cases, certification as a B Sawyer (FSM 2358.1, ex. 02); who may conduct classroom and field training within their skill level for A and B Sawyers; and who may conduct field proficiency evaluations within their skill level for A Sawyers and B Sawyers – Bucking Only.

**FSM 2300 – RECREATION, WILDERNESS, AND RELATED RESOURCE MANAGEMENT
CHAPTER 2350 – TRAIL, RIVER, AND SIMILAR RECREATION OPPORTUNITIES**

C Sawyer – Felling and Bucking. An advanced sawyer who may independently fell, buck, and limb any size material in highly complex situations based on the Regional Saw Program Manager’s or Saw Program Coordinator’s written recommendation, which must be supported by demonstrated advanced saw knowledge and skills and, in most cases, certification as a B Sawyer (FSM 2358.1, ex. 02), and who may conduct classroom, field training, and proficiency evaluations for A and B Sawyers.

C Sawyer Evaluator. An advanced sawyer who may independently fell, buck, and limb any size material in highly complex situations based on the Regional Saw Program Manager’s written recommendation, which must be supported by successful completion of training on organizing and conducting advanced sawyer evaluation sessions in the field, demonstrated advanced saw knowledge and skills, and, in most cases, certification as a C Sawyer – Felling and Bucking for at least 3 years (FSM 2358.1, ex. 02), and who may conduct classroom, field training, and proficiency evaluations for sawyers at all certification levels.

Certification. Confirmation by a Certifying Official, based on the requisite Sawyer Evaluator recommendation, that a sawyer meets applicable training and field proficiency requirements and can competently saw at the identified skill level.

Chain Saw. Any power saw that runs on gasoline or electricity and that utilizes a guide bar and chain, other than a power pole saw.

Complex or Complexity. A characterization of the cutting situation that determines the level of sawyer certification needed based on the tree species and crown, the amount of material and its size and lean, binds, the condition of the fiber, the topography and its stability, and any other factors that will affect the sawing operation.

Cooperator. An individual or entity that voluntarily enters into a challenge cost share, participating, collection, or other agreement with the Forest Service to work on a project under FSM 1580.5 and FSH 1509.11, section 91.2, other than another agency working with the Forest Service on fire management activities (FSH 1509.11, ch. 50).

Crew Leader. The person who conducts immediate supervision of a saw crew and who reports its progress and any problems to the First-Line Supervisor, if that person is not also the crew leader (FSH 6709.11).

Crosscut Saw. Any of various styles of handsaws operated by one or more persons to fell timber or cut logs manually, other than a bow saw, pruning saw, or brush saw.

Crosscut Sawyer Trainee. A sawyer who performs crosscut sawing tasks as part of on-the-job training, but only under the immediate supervision of a B or C Crosscut Sawyer.

**FSM 2300 – RECREATION, WILDERNESS, AND RELATED RESOURCE MANAGEMENT
CHAPTER 2350 – TRAIL, RIVER, AND SIMILAR RECREATION OPPORTUNITIES**

Danger Tree. A standing tree that presents a hazard to people due to conditions such as deterioration or physical damage to the root system, trunk, stem, or limbs or the direction or lean of the tree (29 CFR 1910.266(c); FSH 6709.11, glossary).

Evaluation. A determination in the certification process by a Sawyer Evaluator that indicates whether a sawyer is proficient in the safe use of a saw in the field and that is documented using the Sawyer Training and Field Proficiency Evaluation form (FSM 2358.3, ex. 03 and 04).

Felling. Safely cutting down a tree, including making a series of cuts that causes a tree to fall to the ground.

First-Line Supervisor. An employee who is responsible for the planning and implementation of a saw project that involves one or more other employees, who typically verifies the other employees' time and attendance records for the project, and who may also be the crew leader for the project.

Formal Instruction. Instructor-led sawyer training in a classroom, online, or field setting that includes, at a minimum, a nationally recognized sawyer training course.

Immediate Supervision. On-site supervision with a clear view and control of the sawing operation that allows the supervisor to warn, advise, or assist the sawyers being supervised, when needed.

Job Hazard Analysis (JHA). A systematic process for the identification of safety and health hazards associated with a project or activity and the development of abatement actions for those hazards, which results in documentation (using form FS-6700-7 or its equivalent) specifying required procedural and personal protective equipment, qualifications, training, safety practices, and emergency evacuation procedures for that project or activity.

Limbing. Cutting branches off a tree.

Nationally Recognized Sawyer Training Course (NRSTC). A training course that satisfies the formal instruction requirements for a particular level of sawyer certification (FSM 2358.1, ex. 02). A list of approved courses is maintained by the National Saw Program Manager.

National Sawyer Certification Card. The certification card issued by the Forest Service to a sawyer that qualifies the sawyer to work on NFS lands within the restrictions noted on the card (FSM 2358.3, ex. 05).

Qualified Sawyer. A sawyer who has been certified in compliance with FSM 2358.06.

**FSM 2300 – RECREATION, WILDERNESS, AND RELATED RESOURCE MANAGEMENT
CHAPTER 2350 – TRAIL, RIVER, AND SIMILAR RECREATION OPPORTUNITIES**

Recertification. Reconfirmation by the Certifying Official based on the requisite Sawyer Evaluator recommendation that a sawyer meets applicable training and field proficiency requirements and can competently saw at the identified skill level.

Restriction. A specific limit on a sawyer's certification, such as limits on bar length or diameter or a notation of "no instruction" or "no evaluation" for C Sawyers.

Safety and Health Information Portal System (SHIPS). The Forest Service's mandatory injury and illness reporting and recording system (FSM 6708).

Saw Operations. Any activity using a chain saw or crosscut saw.

Sawyer. The primary operator of a saw.

Sawyer Evaluator. A C Sawyer or C Sawyer Evaluator, including a volunteer or Training Consultant, who determines as part of the certification process whether a sawyer is proficient in the safe use of a saw in the field and who documents that determination using the Sawyer Training and Field Proficiency Evaluation form (FSM 2358.3, ex. 03 and 04).

Sawyer Instructor. A Qualified Sawyer, including a volunteer or Training Consultant, who has the requisite skill to conduct or assist with training at the sawyer's skill level and who has received written approval to conduct that training from the Saw Program Coordinator (FSM 2358.1, ex. 02).

Situation Awareness. An individual's perception of a given situation that results from an ongoing process of gathering and integrating information by observation and communication with others.

Specialty Saw Use. Any use of a saw requiring additional training beyond the requirements of the NRSTCs, such as using a saw in a tree canopy or using a saw to mill lumber.

Stump Analysis. The process of examining the stump of a tree to determine how the tree was cut.

Training Consultant. A professional Sawyer Instructor or Sawyer Evaluator who is used to supplement Forest Service Sawyer Instructors or Sawyer Evaluators and who is deemed qualified in writing by the Regional Forester based on a written recommendation from the Regional Saw Program Manager, or who is deemed qualified in writing by the Regional Saw Program Manager with delegated authority, to instruct and evaluate sawyers at all certification levels (FSM 2358.01, ex. 01).

Volunteer. A person who gives time and talent to advance the mission of the Forest Service and who receives no salary or wages from the Forest Service for that service,

**FSM 2300 – RECREATION, WILDERNESS, AND RELATED RESOURCE MANAGEMENT
CHAPTER 2350 – TRAIL, RIVER, AND SIMILAR RECREATION OPPORTUNITIES**

including, for purposes of this section, sponsored volunteers and international volunteers as defined in FSM 1830.5.

2358.06 – Qualifications

Ensure that all sawyers using saws on NFS lands:

1. Are trained, evaluated, and certified through an NRSTC;
2. Have a current National Sawyer Certification Card and current first aid and CPR certification (FSH 6709.11, sec. 52.3); and
3. Meet any other qualifications for assigned saw work specified in the JHA for the work.

In addition to the foregoing qualifications:

1. The National Saw Program Manager must have prior experience as a C Sawyer, C Sawyer Evaluator, and Saw Program Coordinator;
2. Regional Saw Program Managers must maintain C Sawyer Evaluator skill proficiency and should have crosscut saw experience;
3. Sawyer Instructors must be certified as B Sawyers or higher (FSM 2358.3, ex. 06); and
4. Sawyer Evaluators must be certified as C Sawyers or higher (FSM 2358.3, ex. 06).

Sawyers are certified upon successful completion of required training and a field proficiency evaluation. A National Sawyer Certification Card (FSM 2358.3, ex. 05) is issued to a sawyer to document the sawyer's certification and qualify the sawyer to work on NFS lands within the restrictions noted on the card. All National Sawyer Certification Cards must be issued from the National Sawyer Certification Database.

The primary purpose of sawyer certification is to address sawyer safety and the safety of those in the vicinity of sawing operations by confirming that the sawyer has met applicable training requirements and has successfully completed a sawyer training and field proficiency evaluation. It is imperative that sawyer certification and recertification adequately evaluate potential sawyers on both the principles of sawing and the sawyers' proficiency in implementing those principles. Recommendations to the Certifying Official by Sawyer Instructors and Sawyer Evaluators should match the sawyers' knowledge, skill, and demonstrated performance. Sawyer training and field proficiency evaluation for each certification level must address all skills, knowledge, and safety concerns associated with that level. Certifying Officials must verify successful completion of required training and a sawyer training and field proficiency evaluation.

**FSM 2300 – RECREATION, WILDERNESS, AND RELATED RESOURCE MANAGEMENT
CHAPTER 2350 – TRAIL, RIVER, AND SIMILAR RECREATION OPPORTUNITIES**

2358.1 – Training, Knowledge, and Skill Requirements

See FSM 2358.1, exhibit 02, for detailed guidance on Saw Program training, knowledge, and skill requirements.

An individual's successful demonstration of the knowledge and skills listed in FSM 2358.1, exhibit 02, to a Sawyer Evaluator can satisfy formal instruction requirements. However, it is anticipated that these situations will be rare.

**FSM 2300 – RECREATION, WILDERNESS, AND RELATED RESOURCE MANAGEMENT
 CHAPTER 2350 – TRAIL, RIVER, AND SIMILAR RECREATION OPPORTUNITIES**

2358.1 – Exhibit 02

Sawyer Responsibilities and Limitations and Training, Knowledge, and Skill Requirements

Skill Level	Responsibilities and Limitations	Training	Knowledge	Skills
<p>Crosscut Sawyer Trainee</p>	<p>May occasionally serve as the second person on the end of a crosscut saw in a double buck situation for tasks involving only bucking.</p> <p>Must work under the immediate supervision of and may only assist a B or C Sawyer.</p> <p>May not single buck.</p>	<p>Formal Instruction: N/A</p> <p>Demonstrated Field Proficiency: N/A</p> <p>Total Training: N/A</p> <p>Prerequisites: First Aid and CPR</p>	<p>Acquired as sawyer assists and works under immediate supervision of a B or C Sawyer in all aspects of crosscut sawing operations, from planning to execution.</p> <p>B or C Sawyer will introduce and review:</p> <ul style="list-style-type: none"> • JHA. • PPE requirements. • Forest Service saw directives (FSM 2358 and FSH 6709.11, sec. 22.48). • Situation awareness. • Proper selection, maintenance, and care of saws and other cutting equipment. • Operational safety (e.g., sheath placement and removal). • Crosscut sawing techniques. • Proper stance and maintenance of a safe working area. 	<p>Developed while assisting and working under the immediate supervision of a B or C Sawyer.</p> <p>Field Evaluation: N/A</p>

**FSM 2300 – RECREATION, WILDERNESS, AND RELATED RESOURCE MANAGEMENT
 CHAPTER 2350 – TRAIL, RIVER, AND SIMILAR RECREATION OPPORTUNITIES**

2358.1 – Exhibit 02 continued

Sawyer Responsibilities and Limitations and Training, Knowledge, and Skill Requirements

<p>A Sawyer</p>	<p>May saw only in the least complex situations or, for training purposes, at the next higher level and in either case only under the immediate supervision of a B or C Sawyer qualified to supervise the work.</p> <p>Sawing activities restricted to bucking and limbing and, if specifically noted on the sawyer’s National Sawyer Certification Card, felling the least complex, small-diameter trees.</p> <p>Has successfully completed an NRSTC that introduces general sawing principles, including brushing, bucking, limbing, and felling; has been trained at the introductory level; and has successfully completed a sawyer training and field proficiency evaluation for that level.</p> <p>The proficiency of A Sawyers is determined by a Sawyer Evaluator, certified by the Certifying Official, and documented on the National Sawyer Certification Card.</p>	<p>Formal Instruction: at least 4 hours</p> <p>Demonstrated Field Proficiency: at least 8 hours</p> <p>Total Training: 12-36 hours</p> <p>Prerequisites: First Aid and CPR</p>	<p>Acquired through formal instruction utilizing one or more NRSTCs, including introduction and review of:</p> <ul style="list-style-type: none"> • JHA. • PPE requirements. • Saw accidents and near misses and lessons learned from them. • Forest Service saw directives (FSM 2358 and FSH 6709.11, sec. 22.48). • Situation awareness. • Proper selection, maintenance, and care of saws and other cutting equipment. • Operational safety. • Introduction to brushing, bucking, limbing, and felling techniques. • Proper stance and maintenance of a safe working area. 	<p>Developed through hands-on operation of saws and axes.</p> <ul style="list-style-type: none"> • Emphasis is placed on situation awareness, correctly selecting and using tools, and saw and ax handling techniques. • Practices and successfully demonstrates brushing, bucking, and limbing logs of various sizes and in minimally complex situations. • Introduced to felling in minimally complex situations. • Demonstrates ability to identify various binds and the proper method and sequence of cuts to safely release them. • Demonstrates ability to assess when a sawing task exceeds the sawyer’s capabilities. <p>Field Evaluation: Demonstrated application of formal instruction in brushing, bucking, and limbing techniques of least complexity. Demonstrated proficiency in and safe use of a saw in the least complex situations.</p>
------------------------	--	--	--	---

**FSM 2300 – RECREATION, WILDERNESS, AND RELATED RESOURCE MANAGEMENT
 CHAPTER 2350 – TRAIL, RIVER, AND SIMILAR RECREATION OPPORTUNITIES**

2358.1 – Exhibit 02 continued

Sawyer Responsibilities and Limitations and Training, Knowledge, and Skill Requirements

<p>B Sawyer – Bucking Only</p>	<p>This certification level is not used for fire management activities. There is no Resource Ordering and Status System (ROSS) equivalent.</p> <p>May independently buck and limb any size material in moderately complex situations within the restrictions noted on the sawyer’s National Sawyer Certification Card.</p> <p>May saw at the next higher level, but only under the immediate supervision of a sawyer qualified to supervise the work.</p> <p>May not fell.</p> <p>Has successfully completed an NRSTC covering general saw bucking, limbing, and brushing.</p> <p>The proficiency of B Sawyers – Bucking Only is determined by a Sawyer Evaluator, certified by the Certifying Official, and documented on the National Sawyer Certification Card.</p>	<p>Formal Instruction: at least 4 hours</p> <p>Demonstrated Field Proficiency: at least 4 hours</p> <p>Total Training: 8-36 hours</p> <p>Prerequisites: First Aid and CPR</p>	<p>Acquired through formal instruction utilizing one or more NRSTCs, which review the topics covered in A Sawyer training and introduce:</p> <ul style="list-style-type: none"> • Types of binds and techniques to relieve them. • In-depth instruction on bucking, limbing, and brushing techniques. • Identification and evaluation of hazardous bucking situations. • Proper turn-down procedure for cutting situations that exceed the sawyer’s abilities. • Specialized saw uses, as needed. 	<ul style="list-style-type: none"> • Proficient in basic saw skills and use of tools needed for crosscut, axe, and chain saw use. • Successfully demonstrates techniques for brushing and bucking and limbing logs of various sizes and in various binds. • Demonstrates completeness and accuracy of log size-up, placement of wedges, complexity analysis, and application of safe bucking techniques. • When using a crosscut saw, proficient in single and double bucking techniques, including clear team communication. <p>Demonstrates ability to assess when a sawing task exceeds the sawyer’s capabilities.</p> <p>Field Evaluation: Demonstrated application of formal instruction in brushing, bucking, and limbing techniques of moderate complexity. Demonstrated proficiency in and safe use of a saw in moderately complex situations.</p>
---------------------------------------	--	---	--	---

**FSM 2300 – RECREATION, WILDERNESS, AND RELATED RESOURCE MANAGEMENT
 CHAPTER 2350 – TRAIL, RIVER, AND SIMILAR RECREATION OPPORTUNITIES**

2358.1 – Exhibit 02 continued

Sawyer Responsibilities and Limitations and Training, Knowledge, and Skill Requirements

<p>B Sawyer – Felling and Bucking</p>	<p>May independently fell, buck, and limb any size material in moderately complex situations within the restrictions noted on the sawyer’s National Sawyer Certification Card.</p> <p>May saw at the next higher level under the immediate supervision of a sawyer qualified to supervise the work.</p> <p>Has successfully completed an NRSTC for general felling and bucking.</p> <p>May conduct formal instruction for A and B Sawyers with written approval from the Saw Program Coordinator.</p> <p>May not conduct field proficiency evaluations of A and B Sawyers.</p> <p>The proficiency of B Sawyers – Felling and Bucking is determined by a Sawyer Evaluator, certified by the Certifying Official, and documented on the National Sawyer Certification Card.</p>	<p>Formal Instruction: at least 8 hours</p> <p>Demonstrated Field Proficiency: at least 12 hours</p> <p>Total Training: 20-36 hours</p> <p>Prerequisites: First Aid and CPR</p>	<p>Acquired through formal instruction utilizing one or more NRSTCs, which review the topics covered in A Sawyer training and introduce:</p> <ul style="list-style-type: none"> • Types of binds and mitigation techniques. • Principles of felling and bucking. • In-depth instruction on falling techniques in moderately complex situations. • Identification and evaluation of hazardous felling and bucking situations. • Proper turn-down procedure for cutting situations that exceed the sawyer’s abilities. • Solutions for hung-up trees. • Specialized saw uses, as needed. 	<ul style="list-style-type: none"> • Proficient in basic saw skills and tools needed for crosscut, axe, and chain saw use • Demonstrates proper placement of face cuts and back cuts in sound trees, as verified by stump analysis. • Demonstrates completeness and accuracy in tree size-up, complexity analysis, placement of wedges, undercuts, back cuts, and stump analysis. • Proficient in single and double bucking techniques, including clear team communication (crosscut saw only). • Demonstrates ability to assess when a sawing task exceeds the sawyer’s capabilities. • Can safely remove hung-up trees of low complexity. <p>Field Evaluation: Demonstrated application of formal instruction in brushing, felling, bucking, and limbing techniques of moderate complexity. Demonstrated proficiency in and safe use of a saw in moderately complex situations.</p>
--	---	---	---	---

**FSM 2300 – RECREATION, WILDERNESS, AND RELATED RESOURCE MANAGEMENT
 CHAPTER 2350 – TRAIL, RIVER, AND SIMILAR RECREATION OPPORTUNITIES**

2358.1 – Exhibit 02 continued

Sawyer Responsibilities and Limitations and Training, Knowledge, and Skill Requirements

<p>C Sawyer – Bucking Only</p>	<p>This certification level is not used for fire management activities. There is no ROSS equivalent.</p> <p>May independently buck and limb any size material in highly complex situations based on the recommendation of the Regional Saw Program Manager or Saw Program Coordinator, which is supported by demonstrated advanced saw knowledge and skills and, in most cases, certification as a B Sawyer.</p> <p>Has experience working with C Sawyers in analyzing and implementing safe bucking practices in complex situations. Has demonstrated ability for advanced saw work, advanced understanding of Forest Service saw directives, and ability to teach saw skills to others. Has demonstrated good judgment in assessing complex situations and own skill limitations and in safely completing sawing tasks.</p> <p>May conduct formal instruction within their skill level for A and B Sawyers.</p> <p>May conduct field proficiency evaluations within their skill level for A Sawyers and B Sawyers – Bucking Only.</p> <p>The proficiency of C Sawyers – Bucking Only is determined by two Sawyer Evaluators, certified by the Certifying Official, and documented on the National Sawyer Certification Card.</p>	<p>Formal Instruction: required; variable</p> <p>Demonstrated Field Proficiency: variable</p> <p>Total Training: to be determined by Sawyer Instructor</p> <p>Prerequisites: First Aid and CPR</p>	<p>Acquired through formal instruction that:</p> <p>(a) utilizes information gathered and activities designed by the C Sawyer Evaluator that are specifically tailored to local needs; (b) reviews the topics covered in B Sawyer training; and (c) introduces:</p> <ul style="list-style-type: none"> • Principles of advanced bucking. • Advanced bucking techniques. • Determination of complexity. • Tree health. • Fiber characteristics. • Advanced teaching methods and techniques for evaluating A and B Sawyers. 	<ul style="list-style-type: none"> • Proficient in advanced saw skills and tools needed for crosscut saw, axe, and chain saw use. • Able to communicate knowledge effectively and demonstrate clearly field skills to A and B Sawyers. • Able to understand, use, and communicate the contents of applicable federal regulations regarding the use of saws in the workplace and Forest Service saw directives to other sawyers and staff. • Ability to complete complex bucking tasks safely, including single and double buck (crosscut saw only). • Able to identify defects in danger trees comprehensively and clearly. <p>Additional skills may include refinement of various cutting techniques; decision processes for determining the use of saws, rigging, and explosives; and techniques for removing cut logs, such as use of skids and other mechanical means.</p> <p>Field Evaluation: Evaluations may take place during regularly scheduled NRSTCs. Demonstrated application of formal instruction in brushing, bucking, and limbing techniques in highly complex situations. Demonstrated proficiency in and safe use of a saw in highly complex situations.</p>
---------------------------------------	--	--	---	--

**FSM 2300 – RECREATION, WILDERNESS, AND RELATED RESOURCE MANAGEMENT
 CHAPTER 2350 – TRAIL, RIVER, AND SIMILAR RECREATION OPPORTUNITIES**

2358.1 – Exhibit 02 continued

Sawyer Responsibilities and Limitations and Training, Knowledge, and Skill Requirements

<p>C Sawyer – Felling and Bucking</p>	<p>May independently fell, buck, and limb any size material in highly complex situations based on the written recommendation of the Regional Saw Program Manager or Saw Program Coordinator, which is supported by demonstrated advanced saw knowledge and skills and, in most cases, certification as a B Sawyer.</p> <p>Has experience working with C Sawyers in analyzing and implementing safe felling and bucking practices in complex situations. Has demonstrated ability for advanced saw work, advanced understanding of Forest Service saw directives, and the ability to teach saw skills to others. Has demonstrated good judgment in assessing complex situations and own skill limitations and in safely completing sawing tasks.</p> <p>May conduct formal instruction and proficiency evaluations for A and B Sawyers.</p> <p>The proficiency of C Sawyers – Felling and Bucking is determined by two Sawyer Evaluators, certified by the Certifying Official, and documented on the National Sawyer Certification Card.</p>	<p>Formal Instruction: required; variable</p> <p>Demonstrated Field Proficiency: variable</p> <p>Total Training: to be determined by Sawyer Instructor</p> <p>Prerequisites: First Aid and CPR</p>	<p>Acquired through formal instruction that:</p> <p>(a) utilizes information gathered and activities designed by the C Sawyer Evaluator that are specifically tailored to local needs;</p> <p>(b) reviews the topics covered in B Sawyer training; and</p> <p>(c) introduces:</p> <ul style="list-style-type: none"> • Principles of advanced felling and bucking. • Advanced felling and bucking techniques. • Determining complexity. • Tree health. • Fiber characteristics. • Advanced teaching methods and techniques for evaluating A and B Sawyers. 	<ul style="list-style-type: none"> • Proficient in basic saw skills and tools needed for crosscut, axe, and chain saw use. • Evaluation focuses on the sawyer’s ability to communicate knowledge effectively and demonstrate field skills clearly. • Able to identify defects in danger trees comprehensively and clearly. • Able to fell trees of a greater diameter than the length of the saw bar (chain saw only). • Able to fell trees against their natural lean. <p>Additional skills may include refinement of various cutting techniques; decision processes for determining the use of saws, rigging, and explosives; and techniques for removing standing trees.</p> <p>Field Evaluation: Evaluations may take place during regularly scheduled NRSTCs. Demonstrated application of formal instruction in brushing, bucking, felling, and limbing techniques in highly complex situations. Demonstrated proficiency in and safe use of a saw in highly complex situations.</p>
--	--	--	--	--

**FSM 2300 – RECREATION, WILDERNESS, AND RELATED RESOURCE MANAGEMENT
 CHAPTER 2350 – TRAIL, RIVER, AND SIMILAR RECREATION OPPORTUNITIES**

2358.1 – Exhibit 02 continued

Sawyer Responsibilities and Limitations and Training, Knowledge, and Skill Requirements

<p>C Sawyer Evaluator</p>	<p>May independently fell, buck, and limb any size material in highly complex situations.</p> <p>May conduct formal instruction and proficiency evaluations for all sawyer certification levels.</p> <p>Has successfully completed training to organize and conduct advanced sawyer certification sessions in the field and has received a recommendation from the Regional Saw Program Manager, which is supported by demonstrated advanced saw knowledge and skills and, in most cases, certification as a C Sawyer – Felling and Bucking for at least 3 years.</p> <p>Has demonstrated ability for advanced instruction, risk assessment, and instruction in complex sawing techniques and an advanced understanding of Forest Service saw directives. Has demonstrated good judgment in assessing complex situations and own skill limitations and in safely completing sawing tasks.</p> <p>The proficiency of C Sawyer Evaluators is determined by the Regional Saw Program Manager (or that person’s designee) and another Sawyer Evaluator, certified by the Certifying Official, and documented on the National Sawyer Certification Card.</p>	<p>Formal Instruction: required</p> <p>Demonstrated Field Proficiency: variable</p> <p>Total Training: to be determined by Regional Saw Program Manager (or that person’s designee)</p> <p>Prerequisites: First Aid and CPR</p>	<p>Must be recommended for the training by the immediate supervisor, a line officer, or the Saw Program Coordinator.</p> <p>Acquired through formal instruction that:</p> <p>(a) utilizes information gathered and activities designed by the Regional Saw Program Manager (or that person’s designee) that are specifically tailored to local needs;</p> <p>(b) may be tailored to the students’ needs; and</p> <p>(c) includes:</p> <ul style="list-style-type: none"> • Administrative duties and responsibilities. • Advanced teaching methods and techniques for evaluating A, B, and C Sawyers. 	<ul style="list-style-type: none"> • Able to communicate knowledge effectively and demonstrate and teach clearly advanced sawing techniques, field skills, and risk assessment decision-making processes. • Able to understand, use, and communicate applicable federal regulations regarding the use of saws in the workplace and Forest Service saw directives to other sawyers and staff. <p>Field Evaluation: Evaluations take place during regularly scheduled C Sawyer NRSTCs. Demonstrated knowledge of techniques for providing instruction in brushing, bucking, felling, and limbing techniques in highly complex situations. Demonstrated ability to provide instruction in safe use of a saw in highly complex situations.</p>
----------------------------------	---	---	---	---

**FSM 2300 – RECREATION, WILDERNESS, AND RELATED RESOURCE MANAGEMENT
CHAPTER 2350 – TRAIL, RIVER, AND SIMILAR RECREATION OPPORTUNITIES**

2358.2 – Sawyer Training and Field Proficiency Evaluation

A sawyer training and field proficiency evaluation determines whether a person can demonstrate proficient use and care of a saw by applying learned knowledge and skill. Sawyer Evaluators must conduct a sawyer training and field proficiency evaluation in the field within the limits of their certification level as identified on their National Sawyer Certification Card (FSM 2358.3, ex. 05). The Sawyer Training and Field Proficiency Evaluation form (FSM 2358.3, ex. 03 and 04) shall be used to document field skills and record the evaluation of each sawyer.

2358.21 – Sawyer Training and Field Proficiency Reevaluation

The National Sawyer Certification Card is valid for 3 years and is subject to review any time prior to expiration. Minimum requirements for sawyer training and field proficiency reevaluation include:

1. A knowledge refresher, which may be conducted in the classroom or the field and which includes discussion or demonstrations that cover current saw directives, emergency procedures, and cutting techniques.
2. A skill refresher, including a field proficiency evaluation equivalent to the initial evaluation for the sawyer's certification level that involves sawing tasks relevant to the sawyer's certification level (FSM 2358.1, ex. 02, and FSM 2358.3, ex. 06).
3. Recertification of Sawyer Instructors requires conducting at least 1 NRSTC or refresher NRSTC every 3 years.
4. Recertification of Sawyer Evaluators requires conducting at least 1 sawyer field proficiency evaluation or reevaluation every 3 years.

2358.22 – Revocation of Certification

Recommendations for revocation of a sawyer's certification shall be made in writing by the Regional Saw Program Manager or Saw Program Coordinator and shall be approved by the Regional Forester or other line officer with delegated authority (FSM 2358.04, ex. 01).

Revoke a sawyer's certification when:

1. The sawyer has failed to demonstrate appropriate cutting procedures, thereby placing the sawyer or others in danger;
2. The sawyer has failed to demonstrate the requisite knowledge or skills for the sawyer's certification;
3. The sawyer lacks the physical ability safely to undertake sawing activities commensurate with the sawyer's certification; or

**FSM 2300 – RECREATION, WILDERNESS, AND RELATED RESOURCE MANAGEMENT
CHAPTER 2350 – TRAIL, RIVER, AND SIMILAR RECREATION OPPORTUNITIES**

4. A review of saw-related accidents reveals the sawyer was acting outside the sawyer's certification level.

2358.3 – Saw Program Monitoring and Evaluation

It is critical to monitor correct saw operation procedures by sawyers, Sawyer Instructors, and Sawyer Evaluators (FSM 2358.04h and 2358.04i) and assess trends in saw accidents, near misses, and changes in learning techniques. Saw Program monitoring and evaluation may include the following:

1. Reviewing a sawyer's certification level and, if needed, training records to verify that the sawyer is cutting within the sawyer's certification level.
2. Reviewing a sawyer's felling methods and felling steps and understanding of wedges, escape routes, felling cuts and their relationship to each other, and other critical points of saw use.
3. Reviewing the use of PPE.
4. Reviewing JHAs and safety meeting records.
5. Taking corrective actions when observing unsafe practices.
6. Reviewing supervision and instruction of sawyer trainees or sawyers with certification restrictions.
7. Tracking the number of Qualified Sawyers, Sawyer Evaluators, Sawyer Instructors, and completed saw-related projects and identifying trends in saw accidents and near misses.
8. Reporting results of monitoring and evaluation, including any recommendations, to the Saw Program Coordinator, Regional Saw Program Manager, or National Saw Program Manager, as appropriate.
9. Annually reviewing SHIPS data associated with saw use to determine trends in saw accidents and possible corrective actions.
10. Reviewing recordkeeping procedures for the Saw Program to determine that current and accurate records are kept.

WO AMENDMENT

EFFECTIVE DATE:

DURATION: This amendment is effective until superseded or removed.

2350

Page 27 of 35

**FSM 2300 – RECREATION, WILDERNESS, AND RELATED RESOURCE MANAGEMENT
CHAPTER 2350 – TRAIL, RIVER, AND SIMILAR RECREATION OPPORTUNITIES**

2358.3 – Exhibit 03

Form FS-2300-52, Sawyer Training and Field Evaluation for Chain Saws

This Page Intentionally Left Blank

Chain Saw Evaluation Form

Name:	Date:	Agency/Cooperator Name:
Training Location: <i>Classroom:</i> <i>Field:</i>		Address:
Telephone Number:	<input type="checkbox"/> Yes, I permit the Forest Service to share my sawyer qualifications and e-mail address with other federal agencies and non-federal organizations so that I can be contacted about saw project opportunities in my area. _____ (initial)	
E-mail Address:		
Previous Certification: Yes <input type="checkbox"/> No <input type="checkbox"/> Level _____ Agency/Unit _____ Year _____		
First Aid/CPR: <input type="checkbox"/> I certify that I have completed and will maintain first aid and CPR training _____ (initial)		

BELOW THIS LINE – TO BE COMPLETED BY SAWYER EVALUATOR

SAFETY EQUIPMENT AND TOOLS

Y/N		Y/N		Y/N	
	Hard hat		Gloves		Approved fuel/oil container
	Eye protection		Boots		Bar guard
	Hearing protection		Chaps		Whistle/radio/cellular telephone
	Long-sleeved shirt		Axe (3-5 lbs)		Wedges
	First aid kit		Chain saw		Tool kit

SAW USE: APPLIES TO ALL CUTTING OPERATIONS

SCORE		SCORE	
	Starting procedure		Bar tip use (boring)
	Correct body position		Positive communication with co-workers
	Thumb placement		Control of cutting area
	Bar tip use (general)		Cut preparation
	Chain brake use		

LIMBING and BRUSHING

SCORE		SCORE	
	Overhead & ground hazard analysis		Limb removal sequence
	Escape route		Spring poles (tension/compression analysis)
	Swamp out of work area		Kickback recognition

BUCKING

SCORE		SCORE	
	Overhead & ground hazard analysis		Wedging procedure
	Swamp out of work area		Bucking sequence
	Bind/tension (compression analysis)		Axe use
	Kerf observation		Use of compound cuts
	Escape route		Kickback recognition
	Multiple bind situations		

Privacy Act Statement

Collection and use is covered by Privacy Act System of Records OPM/GOVT-1 and USDA/OP-1, and is consistent with the provisions of 5 USC 552a (Privacy Act of 1974), which authorizes acceptance of the information requested on this form. The data will be used to maintain official records of volunteers of the USDA for the purposes of tort claims and injury compensation. Furnishing this data is voluntary, however, if this form is incomplete, enrollment in the program cannot proceed.

The U.S. Department of Agriculture (USDA) prohibits discrimination in all programs and activities on the basis of race, color, national origin, gender, religion, age, disability, political beliefs, sexual orientation, and marital or family status. (Not all prohibited bases apply to all programs.) Persons with disabilities who require alternative means for communication of program information (Braille, large print, audiotape, etc.) should contact USDA's TARGET Center at 202-720-2600 (voice and TDD).

To file a complaint of discrimination, write USDA, Director, Office of Civil Rights, 1400 Independence Avenue, SW, Washington, DC 20250-9410 or call (800) 795-3272 (voice) or (202) 720-6382 (TDD). USDA and USDI are equal opportunity providers and employers.

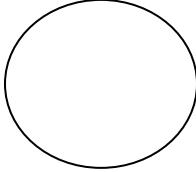
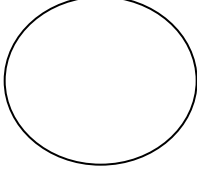
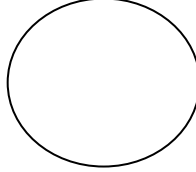
Sawyer Name:

Note to Evaluator: Use a scale of 1 through 3 to identify proficiency: 1 = Needs Work, 2 = Demonstrates Ability, 3 = Shows Strength. 0 or N/A means trainee was not evaluated in area or Not Applicable. Fill in all blanks.

Chain Saw Evaluation Form

FELLING							
SCORE		FELLING AREA		SCORE		FELLING PROCEDURE	
			Control of cutting area				Procedure alteration (if necessary)
			Ground & overhead hazard analysis				Wedging procedure
			Positive communication				Use of escape route/safety zone
			FELLING PROCEDURE				Exposure time at stump
			Go/no-go decision/walk away				
			Plumbing of lean (determination of lay)				STUMP ANALYSIS
			Communication regarding swamp out of work area/escape routes/safety zones/lay				Felling to desired lay
			Use of gunning sights				Undercut/facecut
			Undercut/facecut				Back cut
			Warning shout				Stump shot
			Back cut				Hinge/holding wood
			Proper body position/looking up				Other

EVALUATOR'S STUMP ANALYSIS SKETCHES

		
Tree 1	Tree 2	Tree 3
Height _____ DBH _____	Height _____ DBH _____	Height _____ DBH _____
% Slope _____ Species _____	% Slope _____ Species _____	% Slope _____ Species _____
Condition _____	Condition _____	Condition _____
Feet from center of lay _____	Feet from center of lay _____	Feet from center of lay _____

COMMENTS: Attitude, Confidence, Comfort level, Technical Skills, Awareness, Verbal Skills, Weak-Strong Traits, etc.

Certification Level, Subject to Final Approval

- A Sawyer
 B Sawyer – Bucking Only
 B Sawyer – Felling and Bucking
 C Sawyer – Bucking Only
 C Sawyer – Felling and Bucking
 C Sawyer Evaluator

RESTRICTIONS:

 Evaluator's Signature _____ Sawyer Level _____

 Evaluator's Name _____ Evaluator's E-mail Address _____

 Evaluator's Signature _____ Sawyer Level _____

 Evaluator's Name _____ Evaluator's E-mail Address _____

 Student's Signature _____

Note to Evaluator: Use a scale of 1 through 3 to identify proficiency: 1 = Needs Work, 2 = Demonstrates Ability, 3 = Shows Strength. 0 or N/A means trainee was not evaluated in area or Not Applicable. Fill in all blanks.

**FSM 2300 – RECREATION, WILDERNESS, AND RELATED RESOURCE MANAGEMENT
CHAPTER 2350 – TRAIL, RIVER, AND SIMILAR RECREATION OPPORTUNITIES**

2358.3 – Exhibit 04

Form FS-2300-52, Sawyer Training and Field Evaluation for Crosscut Saws

This Page Intentionally Left Blank

Crosscut Saw Evaluation Form

Name:	Date:	Agency/Cooperator Name:
Training Location: Classroom- Field-		Address:
Telephone Number:	<input type="checkbox"/> Yes, I permit the Forest Service to share my sawyer qualifications and e-mail address with other federal agencies and non-federal organizations so that I can be contacted about saw project opportunities in my area. _____ (Please initial here)	
E-mail Address:		

Previous Certification: Yes No Level _____ Agency/Unit _____ Year _____

First Aid/CPR: I certify that I have completed and will maintain current first aid and CPR training _____ (initial)

BELOW THIS LINE TO BE COMPLETED BY SAWYER EVALUATOR

SAFETY EQUIPMENT AND TOOLS

Y/N		Y/N		Y/N	
	Hard hat		First aid kit		Saw sheath
	Eye protection		Saw selection & condition		Axe sheath
	Long-sleeved shirt		Axe selection & condition		Whistle/radio/cellular telephone
	Gloves		Maintenance of saw & axe		
	Boots		Wedges		

SAW USE: APPLIES TO ALL CUTTING OPERATIONS

SCORE		SCORE	
	Transportation of saw & axe		Correct body position and technique
	Sheath placement & removal		Cut preparation
	Field storage of saw & axe		Positive communication with co-workers
	Saw passing		Control of cutting area

LIMBING and BRUSHING

SCORE		SCORE	
	Overhead & ground hazard analysis		Swamp out of work area
	Limb removal sequence		Use of axe and general technique
	Escape route		Spring poles (tension/compression analysis)

BUCKING

SCORE		SCORE	
	Overhead & ground hazard analysis		Single bucking
	Escape route		Double bucking
	Swamp out of work area		Underbucking
	Bind/tension (compression analysis)		Wedging procedure
	Bucking sequence		Axe use and general technique
	Kerf observation		Communication with partner
	Use of compound cuts		

Privacy Act Statement

Collection and use is covered by Privacy Act System of Records OPM/GOVT-1 and USDA/OP-1, and is consistent with the provisions of 5 USC 552a (Privacy Act of 1974), which authorizes acceptance of the information requested on this form. The data will be used to maintain official records of volunteers of the USDA for the purposes of tort claims and injury compensation. Furnishing this data is voluntary, however if this form is incomplete, enrollment in the program cannot proceed.

The U.S. Department of Agriculture (USDA) prohibits discrimination in all programs and activities on the basis of race, color, national origin, gender, religion, age, disability, political beliefs, sexual orientation, and marital or family status. (Not all prohibited bases apply to all programs.) Persons with disabilities who require alternative means for communication of program information (Braille, large print, audiotape, etc.) should contact USDA's TARGET Center at 202-720-2600 (voice and TDD).

To file a complaint of discrimination, write USDA, Director, Office of Civil Rights, 1400 Independence Avenue, SW, Washington, DC 20250-9410 or call (800) 795-3272 (voice) or (202) 720-6382 (TDD). USDA and USDI are equal opportunity providers and employers.

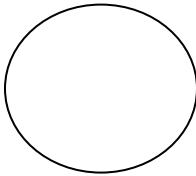
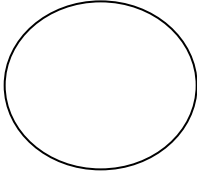
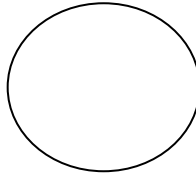
Note to Evaluator: Use a scale of 1 through 3 to identify proficiency: 1 = Needs Work, 2 = Demonstrates Ability, 3 = Shows Strength. 0 or N/A means trainee was not evaluated in area or Not Applicable. Fill in all blanks.

Crosscut Saw Evaluation Form

Sawyer Name: _____

FELLING							
SCORE		FELLING AREA		SCORE		FELLING PROCEDURE-CONTINUED	
			Control of cutting area				Procedure alteration (if necessary)
			Ground & overhead hazard analysis				Wedging procedure
			Positive communication				Saw removal
			FELLING PROCEDURE				Use of escape route/safety zone
			Go/no-go decision/walk away				Exposure time at stump
			Plumbing of lean (determination of lay)				STUMP ANALYSIS
			Communication regarding swamp out of work area/escape routes/safety zones/lay				Felling to desired lay
			Use of gunning sights				Undercut/facecut
			Undercut/facecut				Back cut
			Warning shout				Stump shot
			Back cut				Hinge/holding wood
			Proper body position/looking up				Other

EVALUATOR'S STUMP ANALYSIS SKETCHES

		
Tree 1	Tree 2	Tree 3
Height _____ DBH _____	Height _____ DBH _____	Height _____ DBH _____
% Slope _____ Species _____	% Slope _____ Species _____	% Slope _____ Species _____
Condition _____	Condition _____	Condition _____
Feet from center of lay _____	Feet from center of lay _____	Feet from center of lay _____

COMMENTS: Attitude, Confidence, Comfort level, Technical Skills, Awareness, Verbal Skills, Weak-Strong Traits, etc.

Certification Level, Subject to Final Approval

- A Sawyer
 B Sawyer – Bucking Only
 B Sawyer – Felling and Bucking
 C Sawyer – Bucking Only
 C Sawyer – Felling and Bucking
 C Sawyer Evaluator

RESTRICTIONS:

Evaluator's Signature _____ Sawyer Level _____

Evaluator's Name _____ Evaluator's E-mail Address _____

Evaluator's Signature _____ Sawyer Level _____

Evaluator's Name _____ Evaluator's E-mail Address _____

Student's Signature _____

Note to Evaluator: Use a scale of 1 through 3 to identify proficiency: 1 = Needs Work, 2 = Demonstrates Ability, 3 = Shows Strength. 0 or N/A means trainee was not evaluated in area or Not Applicable. Fill in all blanks.

**FSM 2300 – RECREATION, WILDERNESS, AND RELATED RESOURCE MANAGEMENT
 CHAPTER 2350 – TRAIL, RIVER, AND SIMILAR RECREATION OPPORTUNITIES**

2358.3 – Exhibit 05

Form FS-2300-53, National Sawyer Certification Card

USDA Forest Service		FS-2300-53 (v08/2014)	
NATIONAL SAWYER CERTIFICATION CARD (Ref. FSM 2358)			
AGENCY	USFS	DATE ISSUED:	WORK ADDRESS:
UNIT:		EXPIRATION DATE:	
NAME OF SAWYER:			
(check)	Tool (endorsements)	Evaluator's Initials	
	Chain Saw		
	Crosscut Saw		
	Tool	Skill Level	Evaluator's Initials
		A Sawyer	
		B Sawyer – Bucking Only	
		B Sawyer – Felling and Bucking	
		C Sawyer – Bucking Only	
		C Sawyer – Felling and Bucking	
		C Sawyer Evaluator	
----- (Fold Card Here) -----			
COMMENTS/RESTRICTIONS:			
EVALUATOR'S SIGNATURE:			
EVALUATOR'S SIGNATURE:			
CERTIFYING OFFICIAL'S SIGNATURE:			TITLE:

**FSM 2300 – RECREATION, WILDERNESS, AND RELATED RESOURCE MANAGEMENT
 CHAPTER 2350 – TRAIL, RIVER, AND SIMILAR RECREATION OPPORTUNITIES**

2358.3 – Exhibit 06

Sawyer Instructors and Evaluators Required at Each Certification Level

	A SAWYER ALL B SAWYERS	C SAWYER – BUCKING ONLY	C SAWYER – FELLING AND BUCKING	C SAWYER EVALUATOR
Instructor	<p><u>ONE OF THE FOLLOWING:</u></p> <p>C Sawyer</p> <p>C Sawyer Evaluator</p> <p>B Sawyer approved by Saw Program Coordinator or Training Consultant</p>	<p><u>ONE OF THE FOLLOWING:</u></p> <p>C Sawyer Evaluator or Training Consultant</p>	<p><u>ONE OF THE FOLLOWING:</u></p> <p>C Sawyer Evaluator or Training Consultant</p>	<p><u>ONE OF THE FOLLOWING:</u></p> <p>C Sawyer Evaluator or Training Consultant</p>
Evaluator	<p><u>ONE OF THE FOLLOWING:</u></p> <p>C Sawyer, C Sawyer Evaluator, or Training Consultant</p>	<p><u>ONE OF THE FOLLOWING:</u></p> <p>C Sawyer Evaluator or Training Consultant</p>	<p><u>TWO OF THE FOLLOWING:</u></p> <p>C Sawyer Evaluator and another C Sawyer Evaluator, C Sawyer, or Training Consultant</p>	<p><u>TWO OF THE FOLLOWING:</u></p> <p>Regional Saw Program Manager or C Sawyer Evaluator with delegated authority and C Sawyer Evaluator, C Sawyer, or Training Consultant</p>

2358.4 – Saw-Related Accidents and Near Misses

1. Document accidents or incidents which result in saw-related injuries. Share the documentation with the Regional Safety and Occupational Health Manager.
2. Investigations of accidents involving saws must follow established procedures.
3. Saw Program Coordinators must be involved in investigations of saw accidents in their administrative unit.

**FSM 2300 – RECREATION, WILDERNESS, AND RELATED RESOURCE MANAGEMENT
CHAPTER 2350 – TRAIL, RIVER, AND SIMILAR RECREATION OPPORTUNITIES**

4. Regional Saw Program Managers must be involved in investigations of all saw accidents in their region that result in serious injury or fatality.
5. The National Saw Program Manager must be involved in investigations of all saw accidents on NFS lands that result in serious injury or fatality.

2358.5 – Specialty Saw Uses [Reserved]

2358.6 – Saw Operations

Qualifications, PPE requirements, safety procedures, and safety practices for saw operations are specified in FSH 6709.11, section 22.48.